




District Report Card: 2017			
<b>State:</b> Haryana		<b>District:</b> Faridabad	
<b>Class:</b> 5		<b>Subject:</b> Language	
<b>Schools:</b> 61		<b>Students:</b> 1313	


### Participation/Coverage


#### Students

<div>GENDER</div> <div></div>	Boys				Girls			
	Number		%		Number		%	
	493		37.55		820		62.45	

<div>AREA</div> <div></div>	Rural				Urban			
	Number		%		Number		%	
	608		46.31		705		53.69	

<div>CATEGORY</div> <div></div>	SC		ST		OBC		GEN	
	Number	%	Number	%	Number	%	Number	%
	303	23.08	1	0.08	327	24.90	682	51.94

<div>CWSN</div> <div></div>	LD	VI	HI	S&LD	ID	Oth
	1	3	0	1	4	1

<div>Management</div> <div></div>	Government			Government-aided		
	Number		%	Number		%
	1313		100.00	0		0.00

### Average Performance of Students in Language (%)

Overall	Gender		Area		Management		Social Group			
	Male	Female	Rural	Urban	Govt.	Aided	SC	ST	OBC	GEN
59.95	59.23	60.38	57.93	61.69	59.95	0.00	55.16	46.67	61.98	61.12

## Performance on Learning Outcomes (LOs)

Learning Outcomes	Description	Average Performance(%)
L504	Reads and comprehends independently storybooks, news items/ headlines, advertisements etc.	56.12
L508	Reads text with comprehension, locates details and sequence of events	61.87

Range of Performance of Students who Answered Correctly							
Below 30%		30% - 50%		50% - 75%		Above 75%	
Number	%	Number	%	Number	%	Number	%
129	9.82	285	21.71	564	42.96	335	25.51

### Lowest Performing Learning Outcomes (LOs)

- 1 - Reads and comprehends independently storybooks, news items/ headlines, advertisements etc. (56.12)
- 2 - Reads text with comprehension, locates details and sequence of events (61.87)